

General Notes

This drawing must be read in conjunction with all other relevant documentation and drawings.

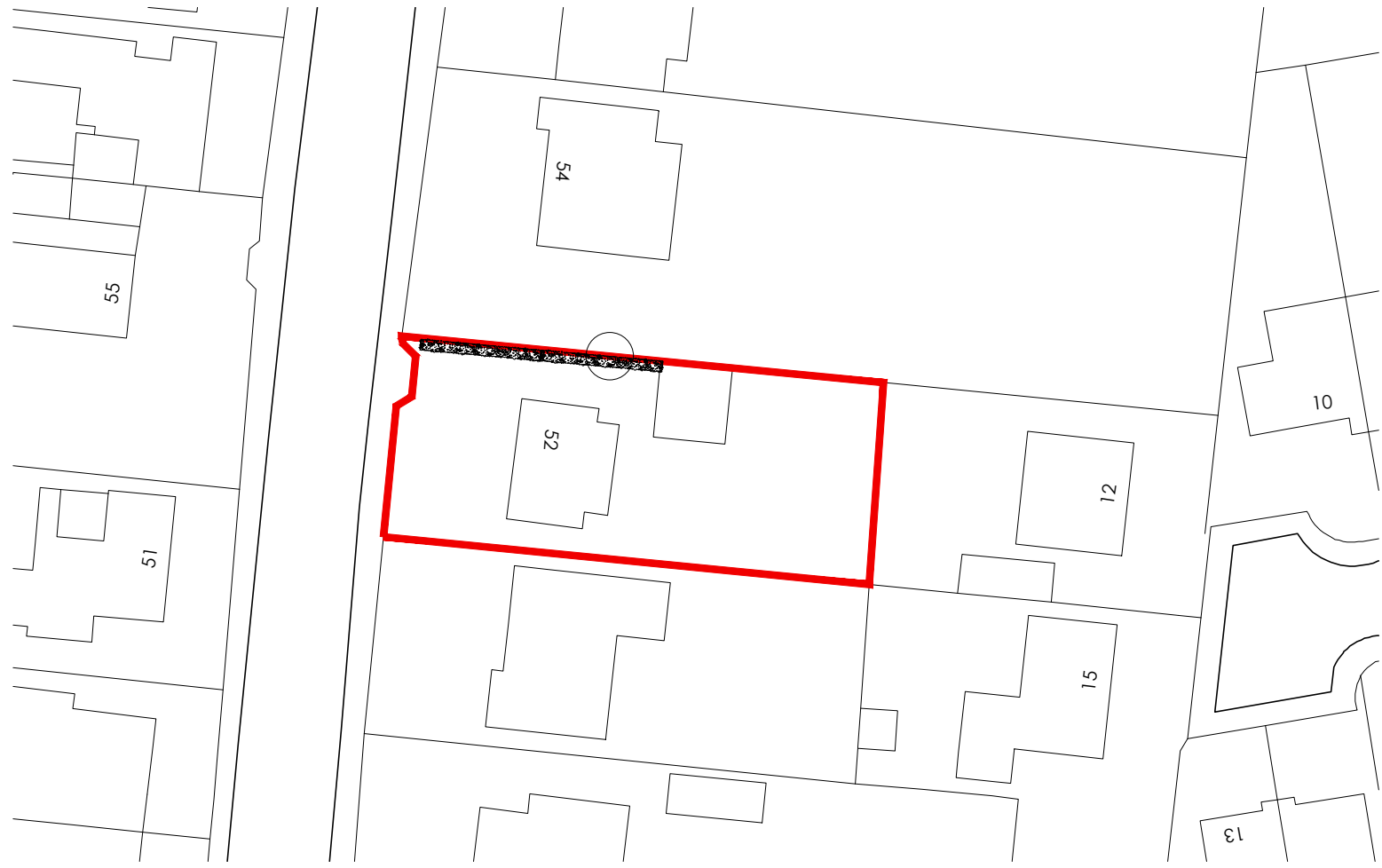
No liability will be accepted for any expense, loss or damage of whatsoever nature and however arising from any variation made to this drawing or in the execution of the work to which it relates which has not been referred to them and their approval obtained.



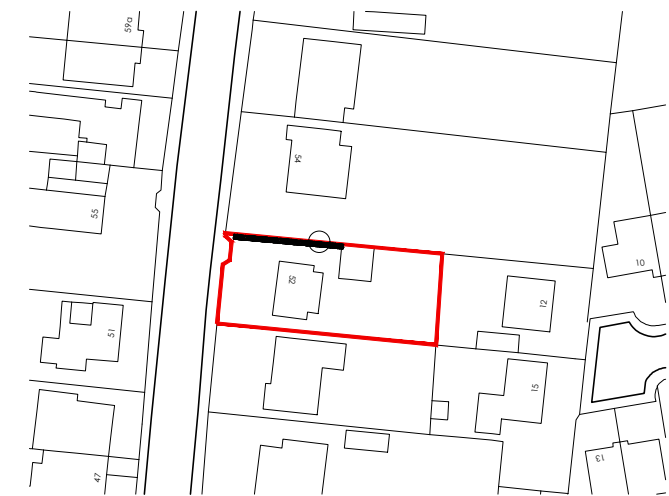
DESIGN
EXTENSION

125, 420 London road,
Croydon, CR0 2NT
Tel: 020 7856 0495

E: planning@designextension.co.uk
www.designextension.co.uk



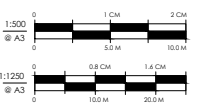
LOCATION PLAN
SCALE 1:500 @ A3



LOCATION PLAN
SCALE 1:1250 @ A3



Planning Application



Client
-

Site
52 Ashley Road
GU14 7HB
W9 2EQ

SIDE EXTENSION

-
-

Location plan

-
-

Drawn: E101 Date: 03/18
Scale: 1:100 @ A3

Notes:
1. This drawing is copyright © 2014.
2. This proposal is based on a survey carried out by the client.
3. The proposal must not be used for any other purpose other than stated above.